

Scaled data based on original data using
LM-79-08 Approved Method: Electrical and Photometric Measurements of Solid-
State Lighting Products

Test Report Prepared for
Cooper Lighting Solutions
(formerly Eaton)

Brand: McGRAW-EDISON

Report Number: P385731

Luminaire Tested: **GWC-SA1B-735-U-T4FT**

Issue Date: 3/3/2020

Test Information

Test Method: LM-79-08
Report Number: P385731
TEST IS SCALED FROM IESNA LM-79-08 TEST DATA (G2-1903-205-16)
Test Lab: INNOVATION CENTER
Issue Date: 3/3/2020
Manufacturer: COOPER LIGHTING SOLUTIONS (FORMERLY EATON)
Product Line: MCGRAW-EDISON
Catalog Number: GWC-SA1B-735-U-T4FT
Description: GALLEON WALL LUMINAIRE
(1) 70 CRI, 3500K, 800mA LIGHTSQUARE WITH 16 LEDS AND TYPE IV FORWARD
THROW OPTICS
Light Source: -
Ballast/Driver: ELECTRONIC DRIVER

Summary

Lumens per Lamp: N/A
Luminaire Lumens: 5767.9 lumens
Efficiency: N/A
Efficacy: 131.1 lumens/watt
Luminous Opening: Rectangular (W 0.5' x L: 0.5' x H: 0')
IES Classification: Type IV - Short
BUG Rating: B1 - U0 - G2

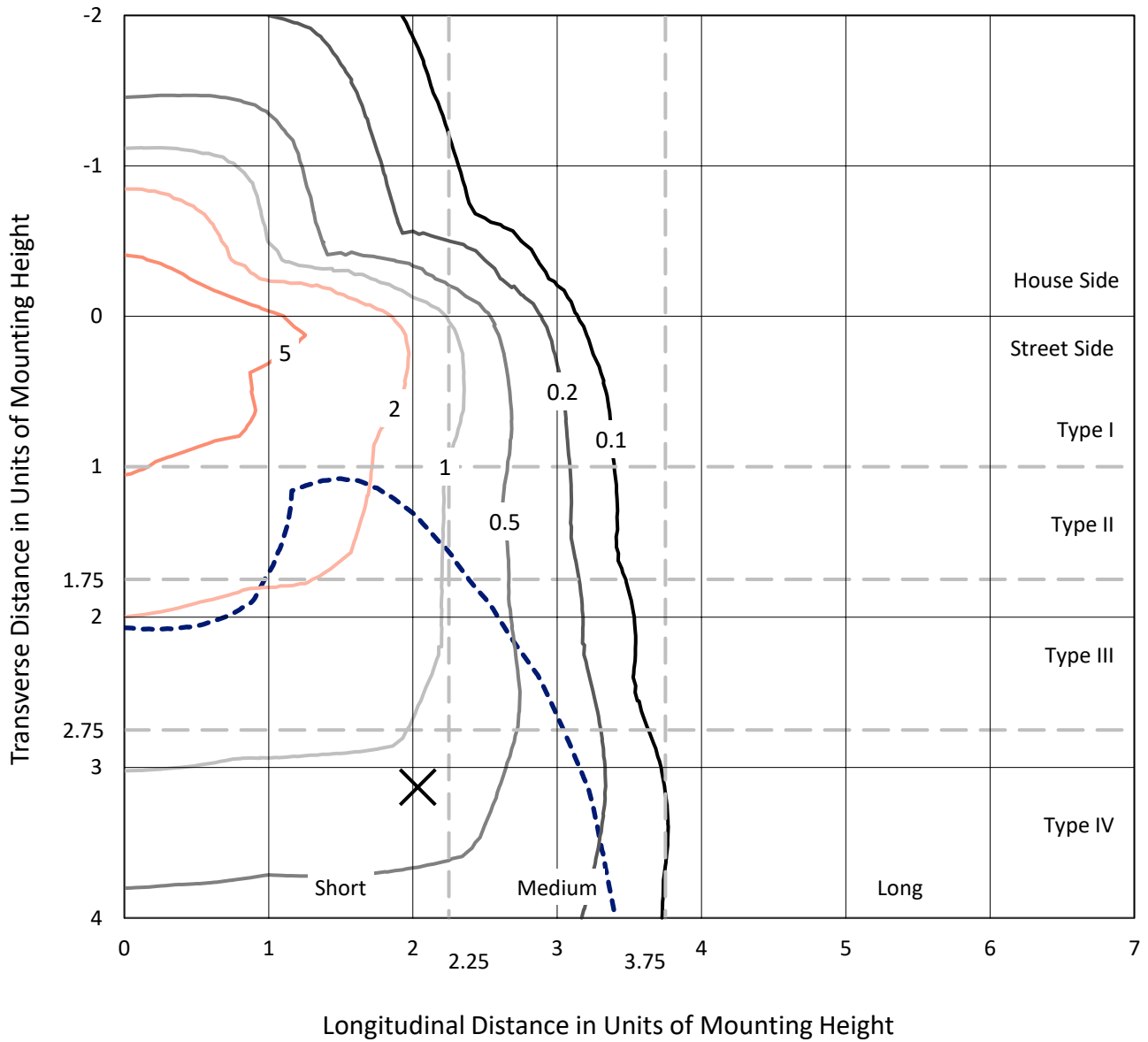
Input Watts (W): 44
Input Voltage (V): NR
Input Current (Ain): NR
Voltage Rise (V): NR
Power Factor: NR
Total Harmonic Distortion (THDi): NR
Frequency (hertz): 60
Stabilization Time: NR
Operation Time: NR
Ambient Temperature (°C): NR
Test Distance: 24 FT



REPORT NUMBER: P385731
 CATALOG NUMBER: GWC-SA1B-735-U-T4FT

Iso-Footcandle Lines of Horizontal Illumination

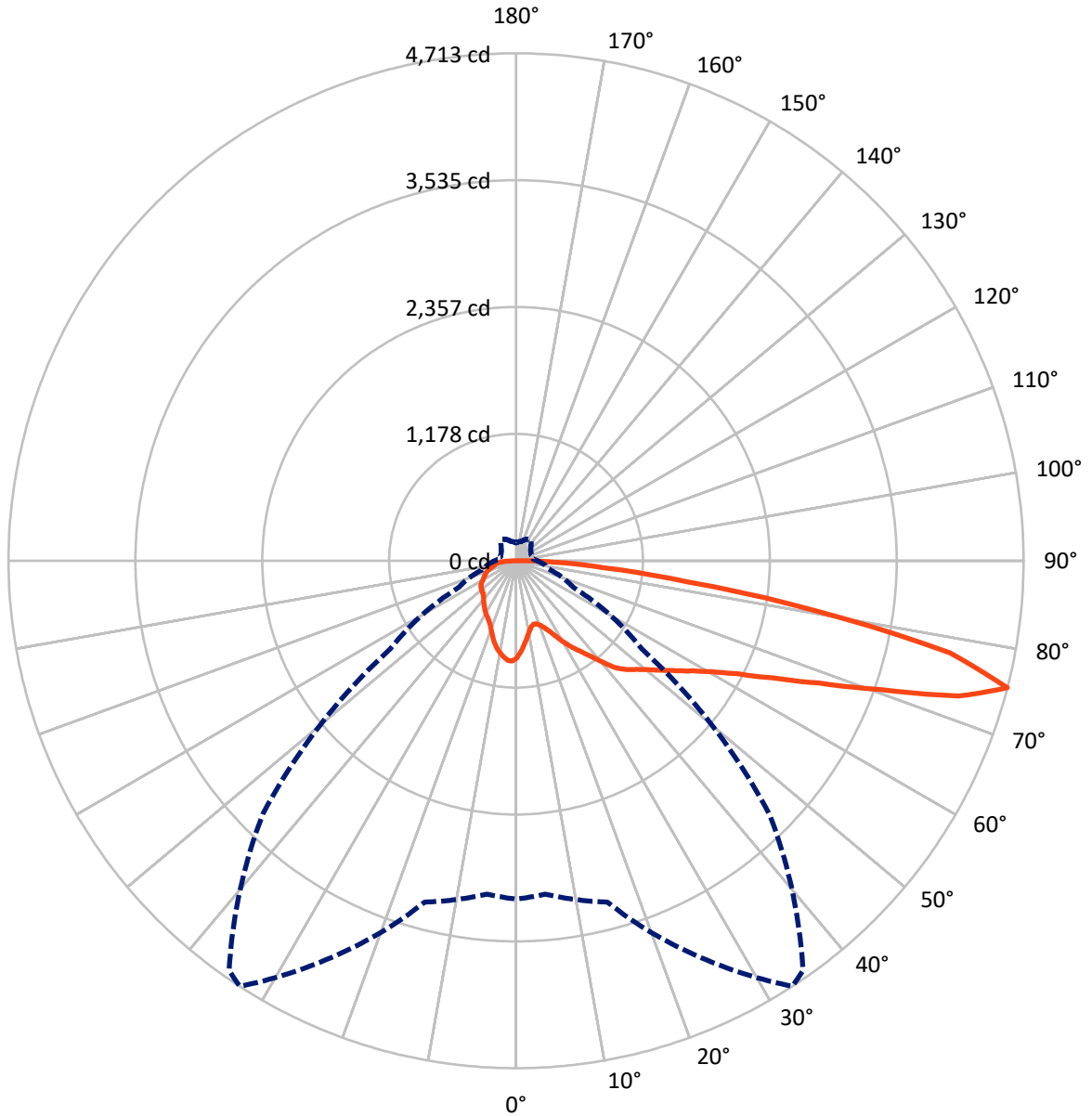
✕ Max cd
 - - - 1/2 Max cd



Based on 10 foot mounting height. Maximum calculated value = 9 fc
 Type IV - Short - N/A

REPORT NUMBER: P385731
CATALOG NUMBER: GWC-SA1B-735-U-T4FT

Luminous Intensity Polar Plot



— Vertical Plane Through 33-Deg Lateral - - - Horizontal Cone Through 75-Deg Vertical



REPORT NUMBER: P385731
 CATALOG NUMBER: GWC-SA1B-735-U-T4FT

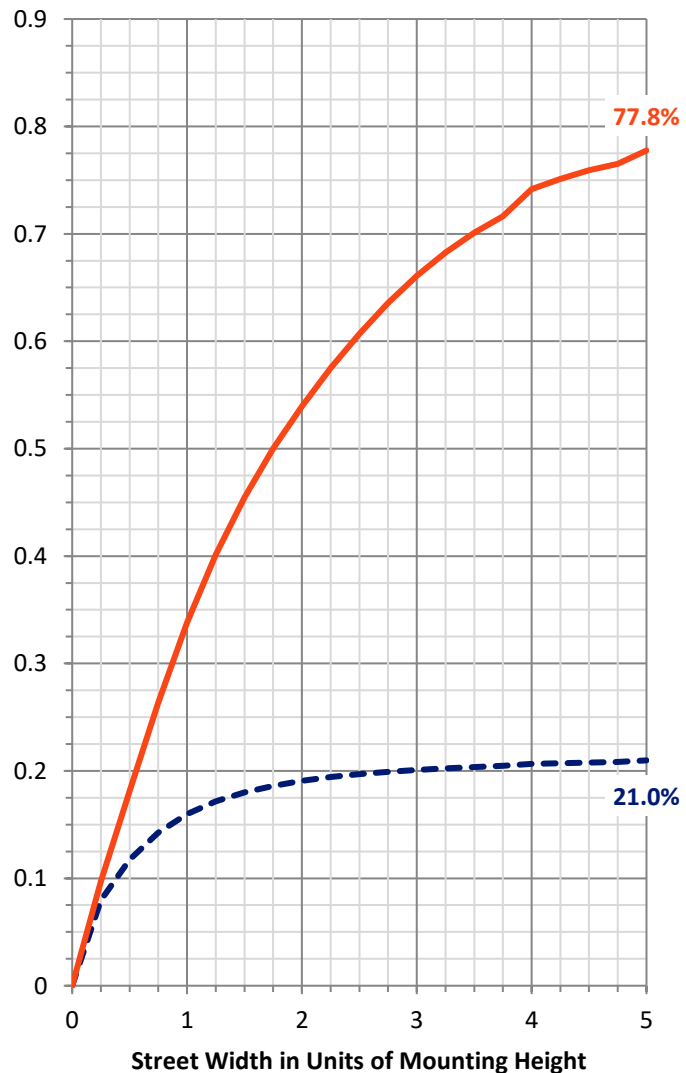
FLUX DISTRIBUTION:

		Downward	Upward	Total
House Side	Lumens	1238.5	0.0	1238.5
	% Fixture	21.5	0.0	21.5
Street Side	Lumens	4529.4	0.0	4529.4
	% Fixture	78.5	0.0	78.5
Total	Lumens	5767.9	0.0	5767.9
	% Fixture	100.0	0.0	100.0

Coefficient of Utilization

ZONAL LUMENS:

Zone	Lumens	% Fixture
0°-10°	81.5	1.4
10°-20°	220.8	3.8
20°-30°	360.6	6.3
30°-40°	537.1	9.3
40°-50°	770.3	13.4
50°-60°	1057.5	18.3
60°-70°	1324.0	23.0
70°-80°	1197.8	20.8
80°-90°	218.2	3.8
90°-100°	0.0	0.0
100°-110°	0.0	0.0
110°-120°	0.0	0.0
120°-130°	0.0	0.0
130°-140°	0.0	0.0
140°-150°	0.0	0.0
150°-160°	0.0	0.0
160°-170°	0.0	0.0
170°-180°	0.0	0.0
0°-90°	5767.9	100.0
0°-180°	5767.9	100.0



REPORT NUMBER: P385731

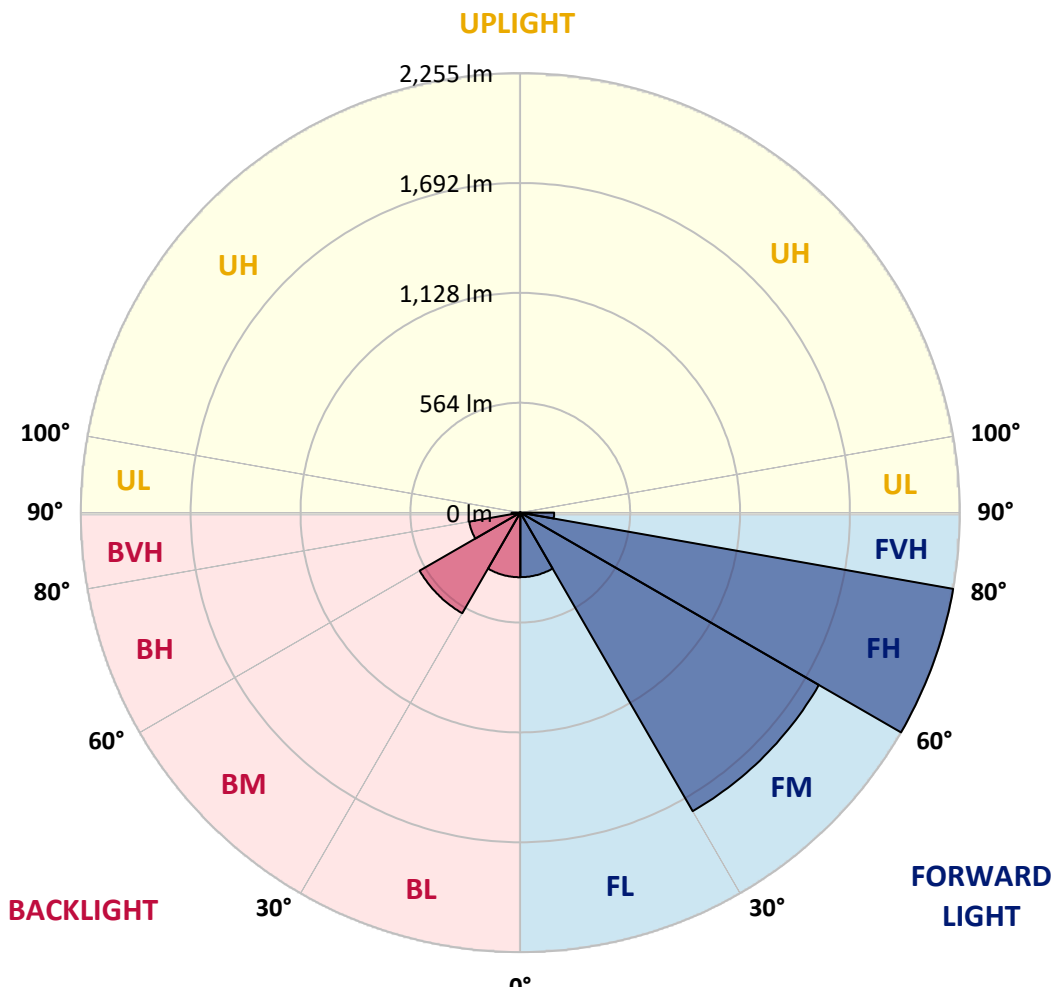
CATALOG NUMBER: GWC-SA1B-735-U-T4FT

LUMINAIRE CLASSIFICATION SYSTEM LUMEN TABLE AND BUG RATING:

Zone	Lumens	% Fixture	Zone Rating/Lumen Limit		
			B	U	G
FL (0°-30°)	331.3	5.7			
FM (30°-60°)	1768.9	30.7			
FH (60°-80°)	2255.4	39.1			G2/5000
FVH (80°-90°)	173.8	3.0			G2/225
BL (0°-30°)	331.7	5.8	B1/500		
BM (30°-60°)	596.1	10.3	B1/1000		
BH (60°-80°)	266.3	4.6	B1/500		G1/500
BVH (80°-90°)	44.4	0.8			G1/100
UL (90°-100°)	0.0	0.0		U0/0	
UH (100°-180°)	0.0	0.0		U0/0	

BUG Rating: B1-U0-G2

Type IV Short





REPORT NUMBER: P385731

CATALOG NUMBER: GWC-SA1B-735-U-T4FT

CANDELA DISTRIBUTION (FULL):

	0°	5°	15°	25°	33°	35°	45°	55°	65°	75°	85°
0°	901.5	901.5	901.5	901.5	901.5	901.5	901.5	901.5	901.5	901.5	901.5
2.5°	837.2	834.0	840.0	840.8	845.9	848.0	855.1	866.3	875.4	886.0	895.6
5°	761.3	759.1	767.5	773.4	784.8	789.6	806.5	830.2	851.4	875.2	896.9
7.5°	689.1	688.0	697.3	710.8	724.0	730.6	759.9	794.4	829.7	868.3	901.5
10°	628.4	628.0	637.0	650.3	669.6	677.0	714.9	760.3	809.7	862.9	909.3
12.5°	594.4	595.8	599.9	611.1	629.0	636.3	678.4	731.8	792.9	861.1	920.7
15°	602.7	604.9	597.7	597.4	610.0	615.9	655.3	711.5	781.0	864.1	937.2
17.5°	638.3	638.8	619.8	607.9	615.7	618.6	648.1	699.9	774.1	870.9	957.9
20°	688.6	687.5	654.1	634.2	638.3	639.2	658.3	700.1	773.4	882.7	984.9
22.5°	755.1	747.8	702.7	675.6	674.6	673.5	684.3	714.9	782.2	901.7	1016.9
25°	842.0	835.0	773.0	736.0	728.0	725.0	726.6	746.3	799.5	922.3	1052.8
27.5°	938.6	926.4	866.7	814.3	797.7	793.6	784.0	790.8	818.5	942.0	1095.4
30°	1019.5	1012.9	960.7	898.5	879.1	873.1	848.0	840.6	845.7	968.9	1149.2
32.5°	1064.7	1060.4	1028.6	978.5	960.3	952.0	916.5	901.7	889.6	1011.4	1222.2
35°	1119.5	1116.8	1097.6	1061.1	1034.3	1025.4	998.0	982.6	951.3	1069.7	1316.4
37.5°	1189.3	1186.3	1186.6	1157.1	1125.1	1116.9	1098.8	1082.7	1031.5	1146.4	1418.8
40°	1268.2	1262.4	1260.2	1258.8	1238.5	1233.9	1224.3	1202.4	1131.9	1238.0	1519.8
42.5°	1386.9	1366.3	1322.6	1339.1	1359.2	1356.8	1364.6	1333.1	1243.5	1346.4	1618.4
45°	1501.4	1467.8	1392.1	1395.7	1439.7	1453.1	1511.2	1488.9	1364.4	1465.2	1720.4
47.5°	1553.7	1528.1	1463.8	1464.0	1507.6	1535.3	1662.8	1646.9	1491.5	1600.1	1845.0
50°	1612.0	1586.5	1528.8	1550.5	1588.5	1618.0	1809.3	1801.1	1612.5	1747.7	1994.1
52.5°	1675.8	1632.6	1595.9	1634.7	1688.2	1722.4	1955.9	1933.6	1723.4	1896.4	2165.7
55°	1676.6	1664.8	1692.7	1721.3	1801.1	1843.2	2109.5	2050.6	1813.9	2042.4	2305.4
57.5°	1772.0	1752.9	1812.1	1825.2	1929.6	1977.0	2262.3	2152.3	1905.9	2154.4	2380.7
60°	1898.3	1882.0	1930.5	1965.1	2088.6	2152.0	2425.5	2257.0	1978.3	2238.9	2377.1
62.5°	2116.5	2097.9	2097.4	2146.0	2312.3	2386.1	2608.6	2359.6	2006.9	2255.6	2275.7
65°	2435.8	2406.4	2350.8	2373.9	2621.4	2694.9	2813.2	2433.9	1969.1	2166.0	2014.5
67.5°	2746.7	2745.7	2677.4	2724.8	3029.5	3088.4	3046.4	2441.3	1850.9	1853.7	1551.0
70°	3056.5	3060.5	3048.9	3213.9	3580.7	3642.0	3294.6	2342.3	1585.3	1338.6	929.2
72.5°	3302.0	3300.9	3359.2	3784.5	4296.1	4282.4	3503.8	2042.1	1138.3	722.7	444.1
75°	3143.0	3108.3	3281.7	4067.0	4713.1	4646.1	3325.9	1424.6	590.8	329.0	239.1
77.5°	2049.9	2082.8	2337.3	3359.7	4122.6	4041.0	2440.1	664.6	278.3	215.8	173.3
80°	742.4	777.1	1094.4	1903.1	2840.4	2827.0	1201.6	273.2	188.3	163.0	126.3
82.5°	255.4	268.2	431.7	845.2	1603.6	1663.5	452.0	155.2	136.9	115.5	86.4
85°	100.2	114.8	197.5	406.7	808.9	814.9	183.1	92.8	95.3	75.7	47.4
87.5°	38.0	46.2	94.4	188.9	369.4	339.3	65.6	44.2	54.2	45.0	22.5
90°	0.0	0.0	0.0	0.0	0.0	0.0	0.0	0.0	0.0	0.0	0.0



REPORT NUMBER: P385731

CATALOG NUMBER: GWC-SA1B-735-U-T4FT

CANDELA DISTRIBUTION (continued):

	90°	95°	105°	115°	125°	135°	145°	155°	165°	175°	180°
0°	901.5	901.5	901.5	901.5	901.5	901.5	901.5	901.5	901.5	901.5	901.5
2.5°	902.9	907.2	915.9	921.8	928.2	930.0	930.8	932.4	934.0	933.5	933.7
5°	908.5	916.7	930.8	936.9	939.6	936.4	930.3	925.3	921.6	919.7	919.1
7.5°	917.7	929.2	944.4	943.4	937.0	922.9	906.9	895.0	885.0	881.4	879.5
10°	929.8	943.4	954.0	942.6	924.1	899.6	875.6	857.1	842.2	836.4	835.4
12.5°	945.4	959.1	961.1	937.0	906.3	872.9	840.4	815.9	793.6	786.4	784.8
15°	965.5	978.5	966.1	927.3	884.4	839.3	797.4	764.1	740.5	731.8	728.6
17.5°	986.6	999.0	967.1	911.1	855.7	799.7	746.9	712.9	685.9	675.8	674.6
20°	1011.9	1017.6	962.9	888.0	816.2	748.3	692.7	660.7	646.3	639.2	638.3
22.5°	1043.2	1037.3	953.4	856.7	766.3	689.0	643.8	628.8	625.2	623.6	624.2
25°	1076.3	1057.9	939.2	815.9	703.1	629.6	607.9	612.0	616.8	616.2	616.2
27.5°	1112.7	1079.1	917.5	761.7	633.2	581.0	583.6	598.9	606.1	605.9	605.7
30°	1159.6	1102.9	889.8	696.6	567.9	546.7	562.4	581.2	591.0	590.5	590.8
32.5°	1217.2	1129.2	852.1	623.9	520.6	521.4	539.5	558.1	569.5	568.4	568.6
35°	1284.5	1158.7	801.1	552.1	489.3	501.3	515.6	528.6	539.3	537.9	536.6
37.5°	1357.8	1187.7	733.4	487.9	463.9	482.6	494.5	496.7	501.6	498.1	495.5
40°	1427.5	1209.8	646.1	435.3	438.1	466.6	474.4	465.7	456.6	455.4	451.8
42.5°	1488.3	1217.2	557.9	393.3	411.0	449.9	454.7	436.3	420.2	412.6	409.4
45°	1552.4	1219.7	475.6	358.0	385.0	434.9	440.1	415.6	392.9	376.6	371.2
47.5°	1636.3	1238.5	411.6	331.9	365.0	425.0	432.3	399.1	369.6	346.3	341.3
50°	1746.1	1275.5	359.6	312.0	352.1	418.4	426.8	382.9	350.5	322.4	317.4
52.5°	1868.1	1309.6	317.6	295.9	339.5	406.9	419.6	371.3	332.5	300.2	294.9
55°	1953.4	1283.5	283.7	279.1	323.2	390.3	409.7	361.6	306.8	278.7	273.9
57.5°	1969.6	1194.3	258.1	261.8	303.4	369.6	394.3	339.9	292.9	269.3	264.3
60°	1925.0	1069.9	238.9	245.8	282.3	343.4	365.6	324.6	279.6	259.4	255.2
62.5°	1812.8	942.6	224.7	231.6	262.6	317.0	347.7	308.4	265.9	248.1	243.9
65°	1586.4	791.3	211.2	218.8	244.2	294.0	331.5	293.5	252.6	238.9	234.9
67.5°	1197.4	592.8	198.4	205.3	227.9	274.1	314.0	278.7	239.6	230.9	226.1
70°	705.1	371.2	183.9	191.1	210.8	253.4	295.3	262.6	223.6	219.5	213.4
72.5°	328.1	223.4	167.4	174.4	189.3	225.7	271.2	241.5	204.4	195.7	187.3
75°	195.9	163.4	147.9	154.0	164.6	196.2	240.9	219.9	186.3	174.7	166.0
77.5°	146.5	124.9	126.3	132.9	141.5	171.7	213.4	203.0	172.4	163.4	157.4
80°	105.4	94.9	103.1	110.2	119.1	156.2	204.4	187.7	155.8	143.8	138.3
82.5°	70.4	68.1	77.5	84.9	93.7	136.7	192.1	164.4	133.1	118.0	105.6
85°	38.9	41.1	52.2	55.4	62.9	96.2	157.4	132.1	100.2	80.7	77.1
87.5°	16.2	18.9	28.1	27.1	33.4	57.4	103.6	79.7	63.8	47.6	37.0
90°	0.0	0.0	0.0	0.0	0.0	0.0	0.0	0.0	0.0	0.0	0.0

Signify Classified - Internal
Cooper Lighting Solutions Photometric Lab
1121 Highway 74 South
Peachtree City, GA 30269

Scaled Data Report



Report Generated By 670245982

Signify Classified - Internal
Cooper Lighting Solutions Photometric Lab
1121 Highway 74 South
Peachtree City, GA 30269

Scaled Data Report



Signify Classified - Internal
Cooper Lighting Solutions Photometric Lab
1121 Highway 74 South
Peachtree City, GA 30269

Scaled Data Report



Signify Classified - Internal
Cooper Lighting Solutions Photometric Lab
1121 Highway 74 South
Peachtree City, GA 30269

Scaled Data Report





--- HS — SS

Signify Classified - Internal
Cooper Lighting Solutions Photometric Lab
1121 Highway 74 South
Peachtree City, GA 30269

Scaled Data Report



u

Signify Classified - Internal
Cooper Lighting Solutions Photometric Lab
1121 Highway 74 South
Peachtree City, GA 30269

Scaled Data Report



Signify Classified - Internal
Cooper Lighting Solutions Photometric Lab
1121 Highway 74 South
Peachtree City, GA 30269

Scaled Data Report



(END OF REPORT)